
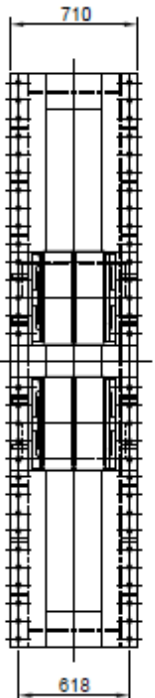
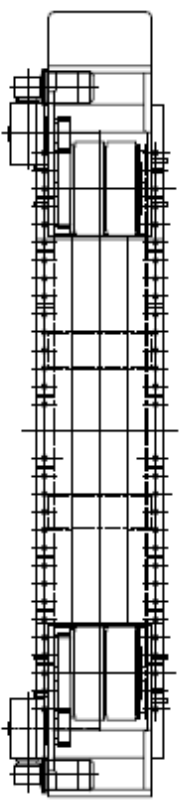
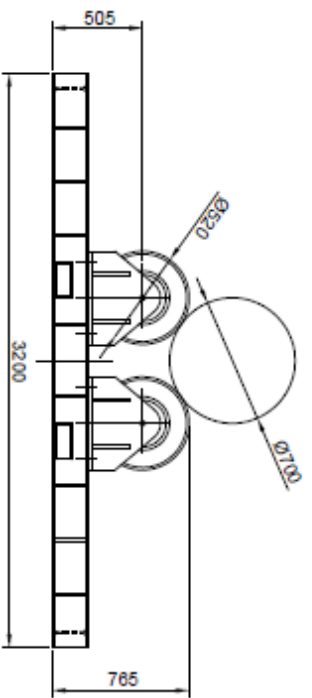
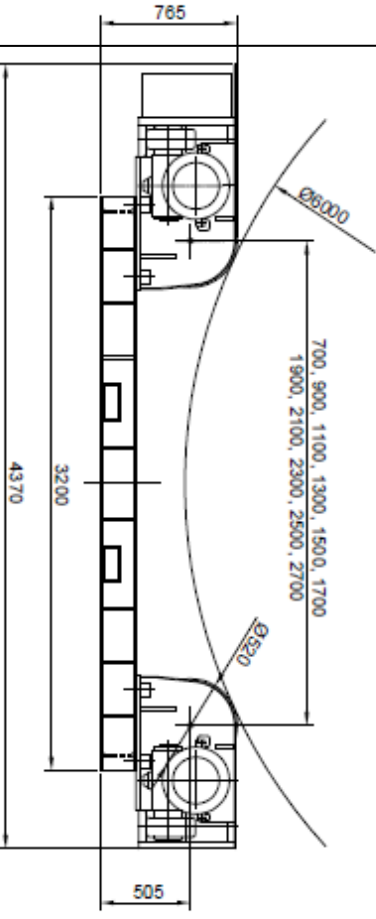


60 T CONVENTIONAL ROTATORS SPECIFICATION



1	Model	MGCR-60
2	Capacity (Loading)	60 Tonnes
3	Capacity (Turning)	90 Tonnes
4	Vessel Size (Min.)	700mm
5	Vessel Size (Max.)	6000mm
6	Tyre Type and Size	Polyurethane 520mm x 356mm
7	Electrical Panel	Yes
8	Control Means	Via Push Button Pendant c/w 10m Cable
9	Incoming Supply	415V-3P-50Hz
10	Roller Drive Motor	2 x 2.2 Kw with force vent cooling
11	Roller Speed	126mm to 1260mm / Min
12	Surface Preparation	Gritblast to SA2.5
13	Color	Red
15	Width	900mm – Drive. 720mm - Idler
16	Height	765mm
17	Length	4370mm – Drive. 3200mm Idler
18	Weight	1960 Kgs Dive. 1310 Kgs Idler

A	ORIGINAL	D.E.S.	28/04/93
B		D.E.S.	27/06/93
WHEEL CENTRE DIMENSIONS			



SPECIFICATIONS

MODEL	MGCR-60
TO SUPPORT	30 TONNES PER SECTION
TO ROTATE	90 TONNES
MINIMUM DIA	DIA 700
MAXIMUM DIA	DIA 6000
TYPES	POLYURETHANE DIA 520 x 356 WIDE
CONTROL VOLTAGE	24V AC
CONTROL TYPE	PUSH BUTTON PENDANT WITH 10m CABLE
ROTATION SPEED	126 TO 1260 rpm / MIN AT 5 TO 50 Hz
POWER SUPPLY	415v-3ph-50hz 16 AMPS
MOTORS	2 x 2.2 Kw WITH FORCE VENT COOLING
WEIGHTS	DRIVE 1900kg IDLER 1310kg

VESSEL DIAMETERS

WEIGHTS (TONNES)	700	700	900	1100	1300	1500	1700	1900	2100	2300	2500	2700
MINIMUM VESSEL DIAMETER (mm)	470	700	1050	1400	1750	2100	2444	2794	3142	3500	3840	4190
MAXIMUM VESSEL DIAMETER (mm)	1150	1600	2100	2500	3000	3500	4000	4500	5000	5500	6000	



THIRD ANGLE PROJECTION
REMOVE ALL BURS AND SHARP EDGES
ALL DIMENSIONS IN MILLIMETRES DO NOT SCALE IF IN DOUBT - ASK

TITLE	GENERAL ARRANGEMENT	DRAWING NUMBER	MGCR-60
DRAWN	MGCR-60 ROTATOR	DATE	25.06.13.
D.E.S.			

