
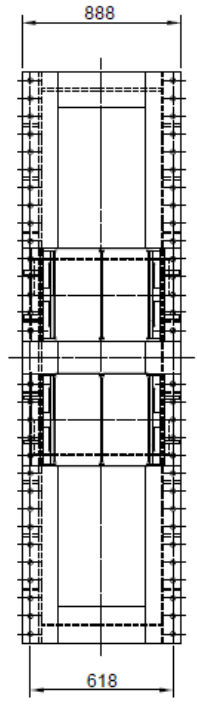
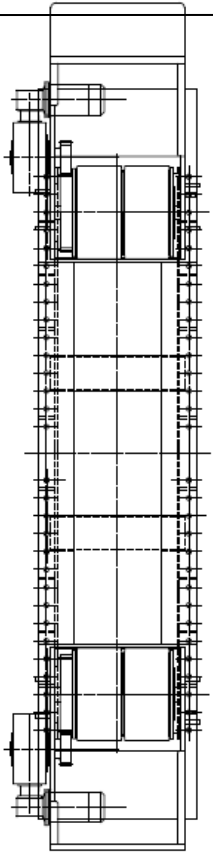
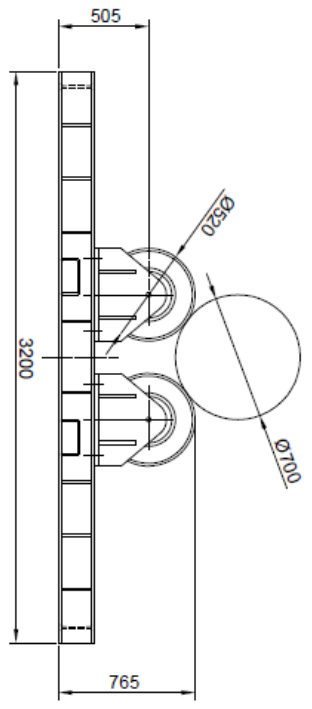
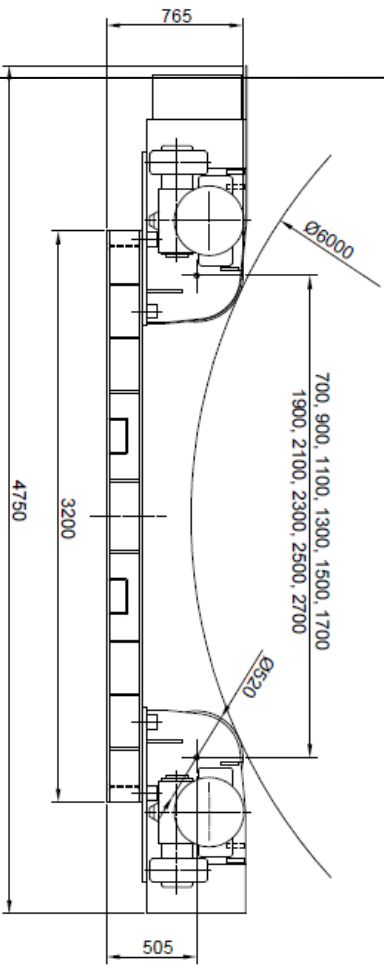


100 T CONVENTIONAL ROTATORS SPECIFICATION



1	Model	MGCR-100
2	Capacity (Loading)	100 Tonnes
3	Capacity (Turning)	150 Tonnes
4	Vessel Size (Min.)	700mm
5	Vessel Size (Max.)	6000mm
6	Tyre Type and Size	Polyurethane 520mm x 534mm
7	Electrical Panel	Yes
8	Control Means	Via Push Button Pendant c/w 10m Cable
9	Incoming Supply	415V-3P-50Hz
10	Roller Drive Motor	2 x 3 Kw with force vent cooling
11	Roller Speed	126mm to 1260mm / Min
12	Surface Preparation	Gritblast to SA2.5
13	Color	Red
15	Width	1100mm – Drive. 888mm - Idler
16	Height	765mm
17	Length	4750mm – Drive. 3200mm Idler
18	Weight	2560 Kgs Dive. 1600 Kgs Idler

A	ORIGINAL	D.E.S.	25.06.13
B		D.E.S.	27.06.13
WHEEL CENTRE DIMS ADDED			



SPECIFICATIONS

MODEL	MGCR-100
TO SUPPORT	50 TONNES PER SECTION
TO ROTATE	150 TONNES
MINIMUM DIA	DIA 700
MAXIMUM DIA	DIA 6000
TYRES	POLYURETHANE DIA 520 x 534 WIDE
CONTROL VOLTAGE	24V AC
CONTROL TYRE	PUSH BUTTON PENDANT WITH 10m CABLE
ROTATION SPEED	126 TO 1260 mm / MIN AT 5 TO 50 Hz
POWER SUPPLY	415v-3ph-50hz 16 AMPS
MOTORS	2 x 3 kw WITH FORCE VENT COOLING
WEIGHTS	DRIVE 2660kg IDLER 1600kg

WHEEL SIZE MINIMUM VESSEL DIA MAXIMUM VESSEL DIA	700	700	900	1050	1400	1600	2100	2500	3000	3500	4000	4500	5000	5500	6000
WITH HALF VESSEL WEIGHT	700	700	900	1050	1400	1600	2100	2500	3000	3500	4000	4500	5000	5500	6000

VESSEL DIAMETERS



THIRD ANGLE PROJECTION
REMOVE ALL BURRS AND SHARP EDGES
ALL DIMENSIONS IN MILLIMETRES DO NOT SCALE IF IN DOUBT - ASK

TITLE	GENERAL ARRANGEMENT		DRAWING NUMBER	MGCR-100
DRAWN	D.E.S.	DATE	25.06.13	MGCR-100
				A
				M Welding Plant Ltd