



NINNESCAH RURAL ELECTRIC COOPERATIVE

# Watts Ahead

## Ninnescah Rural Electric Co-op, Inc.

### Board of Trustees

**Ronald Schultz**  
President

**Glen Honeman**  
Vice President

**Paul Unruh**  
Secretary

**Edwin D. Lenkner**  
Treasurer

**Michael Christie**  
Trustee

**Lori R. Jones**  
Trustee

**Ruth Teichman**  
Trustee

**Kenneth E. Unruh**  
Trustee

**Bruce Warren**  
Trustee

### Staff

**Teresa Miller**  
General Manager

**Robert Lamatsch**  
Manager of Operations

### In Case of an Outage

If your electricity is off for more than a few minutes, please call 800-828-5538. The office hours are 8 a.m. to 5 p.m., Monday–Friday. After hours, calls will be answered by dispatch and forwarded to our on-call personnel.

## Look Out for Scams

Unfortunately, in today's world, scams are inevitable. Scammers threaten everything from legal action involving the IRS to turning off power to your home.

Utility scams often involve an individual or group posing as an employee of your electric cooperative. The scammer may use threatening language to frighten you into offering your credit card or bank account information. Don't fall victim to these types of scams. Understand the threats posed and your best course of action:

- ▶ If someone calls demanding you pay your electric bill immediately, gather as much information as you can about the individual, then hang-up the phone and contact local authorities. Scammers often use threats and urgency to pressure you into giving them your bank account number or loading a pre-paid credit or debit card. Ninnescah Electric Cooperative will never ask you to offer up personal finance information over the phone. If you have any doubts about your utility bill, contact our office.
- ▶ If someone comes to your home claiming to be an employee of

Ninnescah Electric to collect money or inspect your property, call us to verify they are, in fact, an employee. If they are not, call local authorities and do not let the individual into your home.

There are other types of scams consumers should watch out for:

- ▶ Government agencies, like the IRS, will never call to inform you that you have unpaid taxes or other liens against you. You will always receive this type of information in the mail. If someone calls claiming to be the IRS, hang up immediately.
- ▶ If you receive an email from an unknown sender (often riddled with typos) threatening action unless a sum of money is paid, don't click any links and do not respond to the email. Simply delete the email or send it to your spam folder.
- ▶ If someone calls claiming to have discovered a virus on your computer, hang-up. This caller's intent is to access personal information on your computer.

Ninnescah Electric wants to ensure you avoid scams that could put you or your financial information in jeopardy.

### Offices Closed for Thanksgiving

Our offices will be closed Thursday, Nov. 28 and Friday, Nov. 29 in observance of the holiday. Happy Thanksgiving!



# Welcome New Members

William K Koelsch – *St. John*

Americare at Grand Plains LLC – *Columbia, Missouri*

Vet Supply LLC – *Pratt*

Roger L. &/or Cristina R. Davis – *Harper*

Blaiz Libby-Blass – *Lewis*

Irisk & Doll Feed Services – *Turon*

## Winter Rates Begin

We would like to remind you that Ninnescah's winter rates go into effect with your November bill. The winter rates will remain in effect through your June bill. We are listing below the rates for electric service.

Single Phase Minimum Billings		Cost
Customer Charge		\$27.50
Winter Energy Charge		\$0.1331 per kWh
Energy Cost Adjustment		varies monthly
Three Phase Minimum Billings		Cost
Customer Charge		\$37.00
Winter Energy Charge		\$0.1331 per kWh
Energy Cost Adjustment		varies monthly
Irrigation–No Control		Cost
Monthly Customer Charge		\$25.00
Annual Installed Horsepower Charge <i>(Billed in five equal installments in billing months of April to August)</i>		\$42.50/HP
Winter Energy Charge		\$0.1156 per kWh
Energy Cost Adjustment		varies monthly
Irrigation–Direct Co-op Control		Cost
Monthly Customer Charge		\$25.00
Annual Installed Horsepower Charge <i>(Billed in five equal installments in billing months of April to August)</i>		\$37.50/HP
Winter Energy Charge		\$0.0706 per kWh
Energy Cost Adjustment		varies monthly

## Cold Weather Rule Begins Nov. 1

Payment arrangements must be made with Ninnescah to use the CWR

The Cold Weather Rule (CWR) allows for special payment and disconnection procedures for residential customers with past due bills. The provision for the CWR is to ensure human health and safety are not endangered during the cold weather months. The following guidelines have been established to protect not only you, the member, but your member-owned co-op.

The co-op will not disconnect a residential service between Nov. 1 and March 31 when the National Weather Service office forecasts the temperature to drop below 35 degrees Fahrenheit within the following 48-hour period unless:

- ▶ It is at the member's request;
- ▶ The service is abandoned;
- ▶ A dangerous condition exists on the member's premises;
- ▶ The member violates any rule of the cooperative which adversely affects the safety of the member or other persons, or the physical integrity of the cooperative delivery system; and/or
- ▶ The member causes or permits unauthorized interference with or diversion or the use of (mechanical bypass), electric service situated or delivered on or about the member's premises.

To qualify for the CWR the member must do the following:

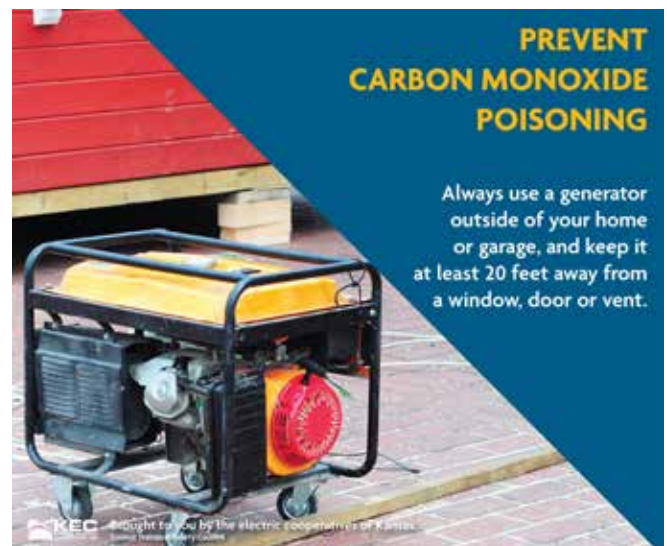
- ▶ Inform the co-op of their inability to pay their account in full;
- ▶ Give sufficient information to allow the co-op to make a mutually agreeable

payment arrangement;

- ▶ NOT default on a payment agreement. Once an agreement has been made and those terms are defaulted on, the agreement becomes null and void and the member's service will be subject to immediate disconnection; and
- ▶ Apply for any federal, state, or local funds for which the member may qualify.

**The cooperative will:**

- ▶ Send one written notice mailed first class at least five days prior to termination of service—this notice is your non-payment notice of your regular electric bill which shows any balance not paid on your account when the current bill calculation was run;
- ▶ The day prior to disconnection the co-op will make at least one attempt to contact the member of record. If the member is unable to be contacted a disconnect notice will be left on the door by a co-op employee; and
- ▶ Inform the member of any known organization where funds may be available to assist with payment of electric bill.



SOPHOMORES AND JUNIORS—APPLY FOR THESE AMAZING TRIPS!

# YOUTH PROGRAMS **BUILD** Leadership, Community, Memories

Ninnescah Electric will select two students to take an all-expenses-paid trip in the summer of 2020. If you are a high school sophomore or junior, submit your application for the chance to win one of these trips.



During the Electric Cooperative Youth Tour to Washington, D.C., students meet with our elected officials. This year's tour will be June 18-25, 2020.

During both trips, students forge lifelong friendships and many become college roommates and professional colleagues. Most importantly, these youth programs inspire students to discover who they want to be.

### Tour the Nation's Capital

Imagine—a chance to visit our nation's capital for one week, meet with more than 1,800 students from across the U.S. and visit with Kansas' senators and congressional representatives. Ninnescah will choose one winner to go to the Electric Cooperative Youth Tour in Washington, D.C., from June 18-25, 2020. The week-long trip to Washington, D.C., is jam-packed with sightseeing. Students will visit many of the major monuments and memorials, including the Lincoln Memorial, the Jefferson



Each year, campers go rafting during Cooperative Youth Leadership Camp in Steamboat Springs, Colorado, which is scheduled for July 10-16, 2020.

Memorial and the Washington Monument. To see what's in store, visit <http://bit.ly/dcytvideo2015>.

### Adventure in the Rockies

Ninnescah will also choose a winner to attend Cooperative Youth Leadership Camp in Steamboat Springs, Colorado, July 10-16, 2020. Rafting, hiking and building memories—it's not just another trip! At camp, you will join winners from other co-ops in Kansas, Colorado, Oklahoma and Wyoming to build valuable leadership skills. Learn more at <http://bit.ly/CYLCVideo>.

### How to Apply

To apply for the Electric Cooperative Youth Tour or Cooperative Youth Leadership Camp, please complete the form below or download at [www.ninnescah.com](http://www.ninnescah.com) and return **BY DEC. 3, 2019**. Ninnescah will provide informational packets on which there will be a quiz and short interview (similar to a job interview) to select two winners. For more information, please contact Nancy Aschenbrenner at 800-828-5538.

## Application for Youth Tour Contest – Due Dec. 3, 2019

To apply, please complete the application below and return to Ninnescah Rural Electric Cooperative, 275 NE 20th St., P.O. Box 967, Pratt, KS 67124, **BY DEC. 3, 2019**.

Applicant Name \_\_\_\_\_ Date of Birth \_\_\_\_\_

Phone \_\_\_\_\_ Email \_\_\_\_\_

Address \_\_\_\_\_ City \_\_\_\_\_ State \_\_\_\_\_ Zip \_\_\_\_\_

School \_\_\_\_\_ Year in School \_\_\_\_\_

Name of Parent(s) or Guardian(s) \_\_\_\_\_

Parent(s) or Guardian(s) Phone Number(s) \_\_\_\_\_

I agree that all information supplied in this application is accurate and true. APPLICANT SIGNATURE \_\_\_\_\_


I hereby grant permission for \_\_\_\_\_ to enter the 2020 Youth Tour competition sponsored by

Ninnescah Electric Cooperative, Inc. SIGNATURE OF PARENT/GUARDIAN \_\_\_\_\_



# Recipes

from Our  
Members' Kitchens



## Sausage & Potato Foil Packets

- ▶ 1 lb Polish sausage, cut into 1-inch pieces
- ▶ ½ head of cabbage, cut into ½-inch wedges
- ▶ 15-20 small potatoes, quartered
- ▶ 1 onion, sliced
- ▶ 4 Tbs. garlic butter
- ▶ Salt and pepper to taste

Preheat oven to 400 F or prepare grill. Cut 4 sheets of foil into approximately 18 x 12 inches. Spray with non-stick spray. Divide sausage, potatoes, cabbage and onion onto the foil sheets. Top with 1 tablespoon garlic butter, salt and pepper to taste. Seal foil. If concerned about the packet leaking, you may want to double wrap each packet. Bake 30-40 minutes, or until potatoes are tender. Rest 10 minutes and enjoy!

*Marilyn Foster, Pratt*

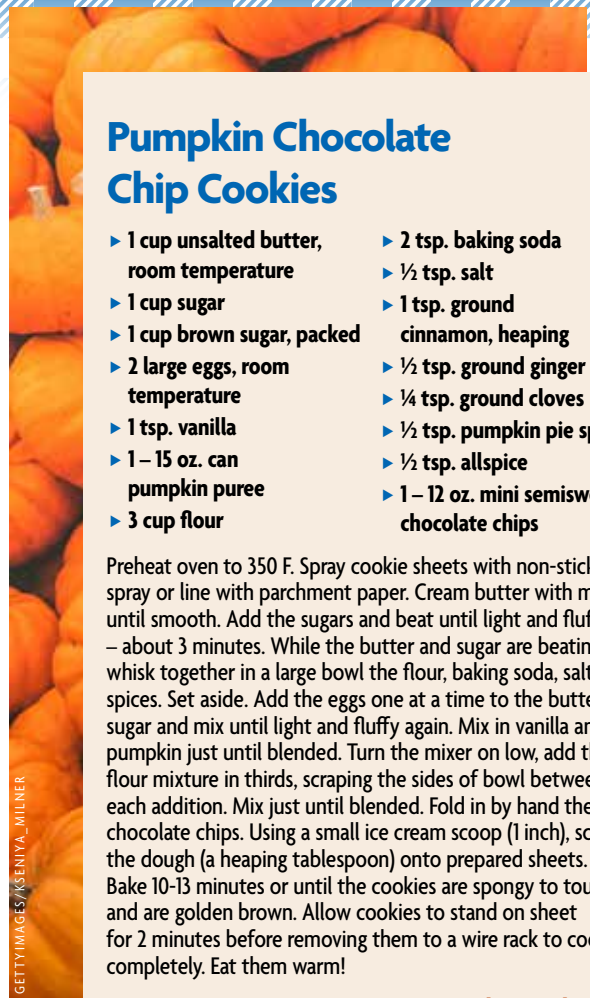


## Butterfingers

- ▶ 1 cup peanut butter
- ▶ ½ cup water
- ▶ ½ cup light corn syrup
- ▶ Milk chocolate, melted
- ▶ 1 cup sugar

Cook syrup, sugar and water to 310 F. Remove from heat. Stir in warmed peanut butter (warmed slightly in microwave) until well blended. Pour into a greased (buttered) 8-by-8-inch pan. Score mixture into desired size bars. When COMPLETELY cool, dip into melted milk chocolate (use a double broiler to SLOWLY melt) and set on wax paper until chocolate is hardened.

*Brenda Head, Byers*



## Pumpkin Chocolate Chip Cookies

- ▶ 1 cup unsalted butter, room temperature
- ▶ 1 cup sugar
- ▶ 1 cup brown sugar, packed
- ▶ 2 large eggs, room temperature
- ▶ 1 tsp. vanilla
- ▶ 1 – 15 oz. can pumpkin puree
- ▶ 3 cup flour
- ▶ 2 tsp. baking soda
- ▶ ½ tsp. salt
- ▶ 1 tsp. ground cinnamon, heaping
- ▶ ½ tsp. ground ginger
- ▶ ¼ tsp. ground cloves
- ▶ ½ tsp. pumpkin pie spice
- ▶ ½ tsp. allspice
- ▶ 1 – 12 oz. mini semisweet chocolate chips

Preheat oven to 350 F. Spray cookie sheets with non-stick spray or line with parchment paper. Cream butter with mixer until smooth. Add the sugars and beat until light and fluffy – about 3 minutes. While the butter and sugar are beating, whisk together in a large bowl the flour, baking soda, salt and spices. Set aside. Add the eggs one at a time to the butter/sugar and mix until light and fluffy again. Mix in vanilla and pumpkin just until blended. Turn the mixer on low, add the flour mixture in thirds, scraping the sides of bowl between each addition. Mix just until blended. Fold in by hand the chocolate chips. Using a small ice cream scoop (1 inch), scoop the dough (a heaping tablespoon) onto prepared sheets. Bake 10-13 minutes or until the cookies are spongy to touch and are golden brown. Allow cookies to stand on sheet for 2 minutes before removing them to a wire rack to cool completely. Eat them warm!

*Brenda Head, Byers*

## Please Consider Submitting Your Favorite Recipe

In your submission, include the following:

- ▶ Your name and contact information;
- ▶ Ninnescah account number; and
- ▶ the recipe (clearly printed or typed).

Email your entry to: [naschenbrenner@ninnescan.com](mailto:naschenbrenner@ninnescan.com) OR Mail your entry to: Ninnescah Rural Electric, Attn: Recipes, P.O. Box 967, Pratt, KS 67124